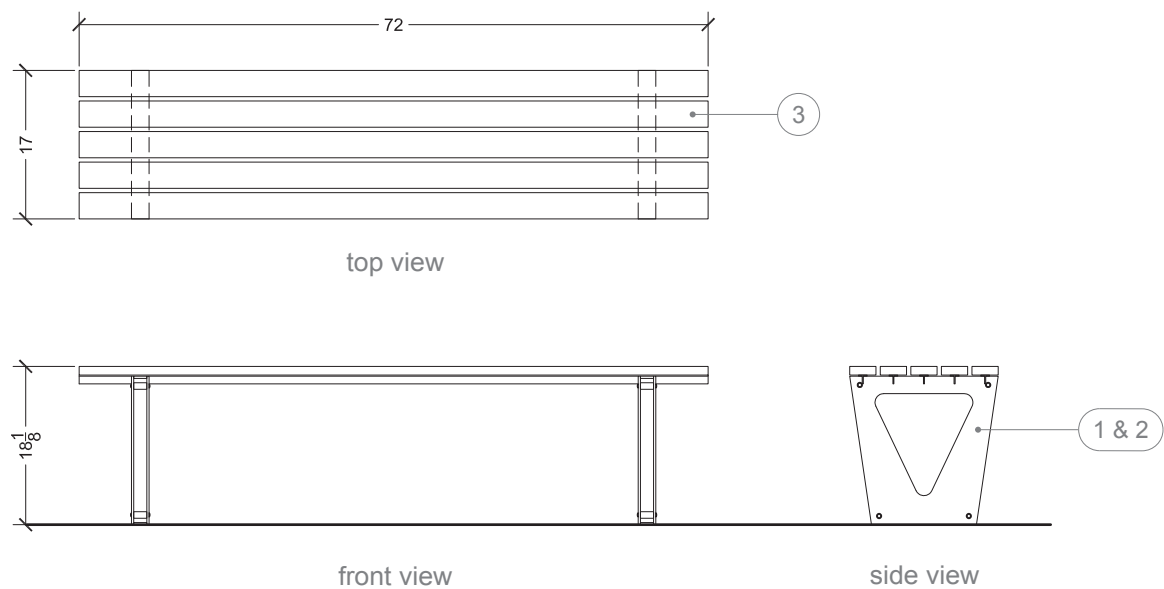


SYT MODULAR BENCH SYSTEM



72" Syt shown with paladin silver (sg)(m)
powdercoated steel finish, vase profile,
and mahogany slats

Syt is our customizable backless bench system designed for both indoor and outdoor spaces. Syt features multiple profiles, materials, and finishes to meet specific space, aesthetic, and environmental needs. Syt is available in 4 sizes to allow the optimization of space and usage. Group multiple shapes to create interesting and functional layouts. Profiles are constructed of fully welded 1/4" steel with clear anodized standoffs and stainless steel hardware. The underlying structure connecting each profile is constructed of steel tee that is mechanically attached to each profile. Slats are 3" x 1" of either aluminum or your choice of hardwood. Slats are then mechanically attached to the underlying structure. All components are pre-drilled to make assembly a breeze.



bench sizes

17" w x 18.125" h x 48" l

17" w x 18.125" h x 120" l

17" w x 18.125" h x 72" l

17" w x 18.125" h x 91.75" od

example bench layouts

installation & maintenance

Units come disassembled. Tamper-proof stainless steel mounting hardware is provided to securely anchor product in place. Powdercoated surfaces can be cleaned using a clean, soft, non-abrasive cloth with warm water and mild detergent. Other commercially available all-purpose cleaners such as Simple Green ® can be used to clean and protect all surfaces. Denatured alcohol and a clean, soft, non-abrasive cloth can be used to clean oils left on all stainless steel surfaces. Commonly available cleaners such as Weiman ®, Zep ®, 3M ®, Simple Green ®, and other stainless steel cleaners can also be used to clean and protect all stainless steel surfaces. Avoid abrasive cleaners and cleaners containing chlorine on all surfaces.

specifications subject to change without notice

These are the standard material and finishing options we offer for customization. Every component can be customized to suit your vision. The modularity lends itself to multiple and exciting design configurations that can be tailored to an individual's taste. For options such as powdercoating, give us a call - we have an array of colors to choose from. If you have a unique finish or exotic material in mind for a certain component that we do not list, let us know and we may be able to implement it into your design.



color/finish swatch

steel

sky blue (g)

(g) gloss (sg) semi-gloss
(ma) matte (m) metallic
(t) textured

1. profile finish



steel
glacier white (g)



steel
light grey (g)



steel
middle grey (g)



steel
black (g)



steel
pebble (g)



steel
beige (g)



steel
chocolate (g)



steel
yellow (g)



steel
honey (g)



steel
sunset orange (g)



steel
orange (g)



steel
red (g)



steel
crimson red (g)



steel
plum (g)



steel
sky blue (g)



steel
royal blue (g)



steel
wizard blue (g)



steel
soot (g)



steel
forest green (g)



steel
grass green (g)



steel
swamp (g)



steel
cactus (g)



steel
chartreuse (g)



steel
paladin silver (sg)(m)



steel
lead (sg)(m)



steel
hot-dip galvanized

colors and finishes are approximate, samples available upon request

2. profile shape




bell




gauntlet




medieval




yoga




vase




picnic



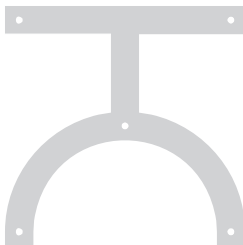
square




swiss




walker




symbol




vent




sundown




trig




beam




bridge




window




magnet



bullseye



twister



crossroad

colors and finishes are approximate, samples available upon request

3. slat finish

				
aluminum glacier white (g)	aluminum light grey (g)	aluminum middle grey (g)	aluminum black (g)	aluminum pebble (g)
				
aluminum beige (g)	aluminum chocolate (g)	aluminum yellow (g)	aluminum honey (g)	aluminum sunset orange (g)
				
aluminum orange (g)	aluminum red (g)	aluminum crimson red (g)	aluminum plum (g)	aluminum sky blue (g)
				
aluminum royal blue (g)	aluminum wizard blue (g)	aluminum soot (g)	aluminum forest green (g)	aluminum grass green (g)
				
aluminum swamp (g)	aluminum cactus (g)	aluminum chartreuse (g)	aluminum paladin silver (sg)(m)	aluminum lead (sg)(m)
				
western red cedar	cypress	teak	brazilian cherry	yellow pine
				
ipe	mahogany	white oak	black walnut	

colors and finishes are approximate, samples available upon request

product information

client information

project information

delivery address

delivery date

project name

project location