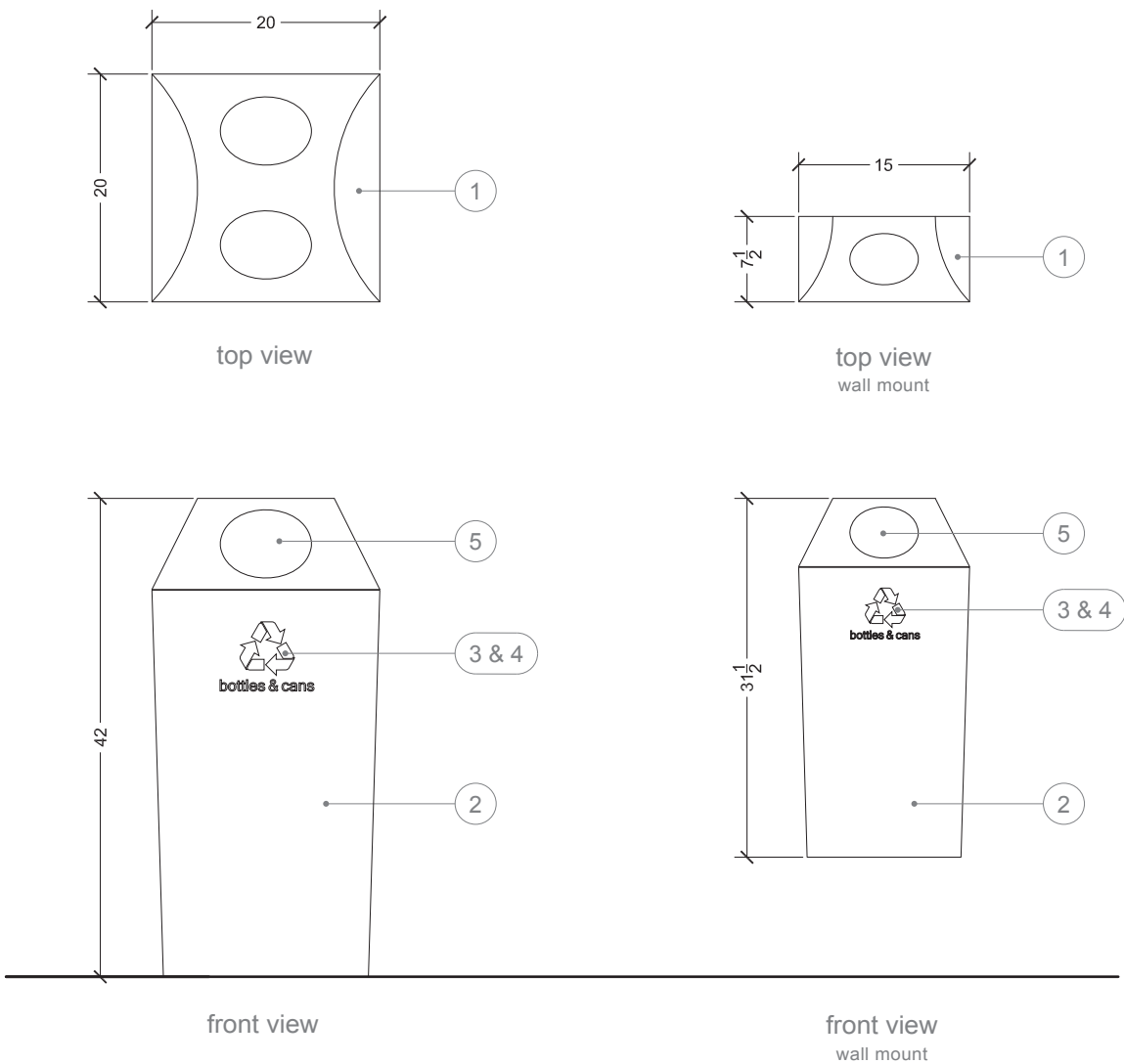


KYTE RECYCLING RECEPTACLE



(from left to right) Shown with paladin silver (sg)(m) powdercoated steel lid, sky blue (g) powdercoated steel body, white (g) vinyl body graphics, paper receptacle type, and slim rectangle opening. Shown with orange (g) powdercoated steel lid, orange (g) powdercoated steel body, white (g) vinyl body graphics, litter receptacle type, and downward triangle opening. Shown with chartreuse (g) powdercoated steel lid, paladin silver (sg)(m) powdercoated steel body, black (g) vinyl body graphics, bottles & cans receptacle type, and round opening.

Versatile and modern, Kyte is our à la carte recycling system. Available with many powdercoat colors, graphics, and openings allow you to customize and group as many Kytes as desired based on need. With our wide array of options, you can be assured refuse and recyclables are properly and easily disposed of. Suitable for indoor and outdoor environments allows the Kyte recycling system to be implemented anywhere. Kyte is constructed of durable steel with fully welded features. A sturdy 32 gallon plastic liner provides ample space for collecting bottles, cans, paper, aluminum and other materials. Liners have a rolled continuous handle that makes removal a breeze. Receptacles are serviced by removing the lid and pulling the liner straight out through the top. A central anchor and 4 separate levelers ensure proper and secure installation. We also offer a wall mount option for lower traffic areas or where floor space is limited.



installation & maintenance

Units come preassembled and ready for installation. Tamper-proof stainless steel mounting hardware is provided to securely anchor product in place. Powdercoated surfaces can be cleaned using a clean, soft, non-abrasive cloth with warm water and mild detergent. Other commercially available all-purpose cleaners such as Simple Green ® can be used to clean and protect all surfaces. Denatured alcohol and a clean, soft, non-abrasive cloth can be used to clean oils left on all stainless steel surfaces. Commonly available cleaners such as Weiman ®, Zep ®, 3M ®, Simple Green ®, and other stainless steel cleaners can also be used to clean and protect all stainless steel surfaces. Avoid abrasive cleaners and cleaners containing chlorine on all surfaces.

specifications subject to change without notice

These are the standard material and finishing options we offer for customization. Every component can be customized to suit your vision. The modularity lends itself to multiple and exciting design configurations that can be tailored to an individual's taste. For options such as powdercoating, give us a call - we have an array of colors to choose from. If you have a unique finish or exotic material in mind for a certain component that we do not list, let us know and we may be able to implement it into your design.



steel

sky blue (g)

color/finish swatch

material

color/finish name

(g) gloss (sg) semi-gloss
(ma) matte (m) metallic
(t) textured

1. lid




				
steel glacier white (g)	steel light grey (g)	steel middle grey (g)	steel black (g)	steel pebble (g)
				
steel beige (g)	steel chocolate (g)	steel yellow (g)	steel honey (g)	steel sunset orange (g)
				
steel orange (g)	steel red (g)	steel crimson red (g)	steel plum (g)	steel sky blue (g)
				
steel royal blue (g)	steel wizard blue (g)	steel soot (g)	steel forest green (g)	steel grass green (g)
				
steel swamp (g)	steel cactus (g)	steel chartreuse (g)	steel paladin silver (sg)(m)	steel lead (sg)(m)

colors and finishes are approximate, samples available upon request

2. body

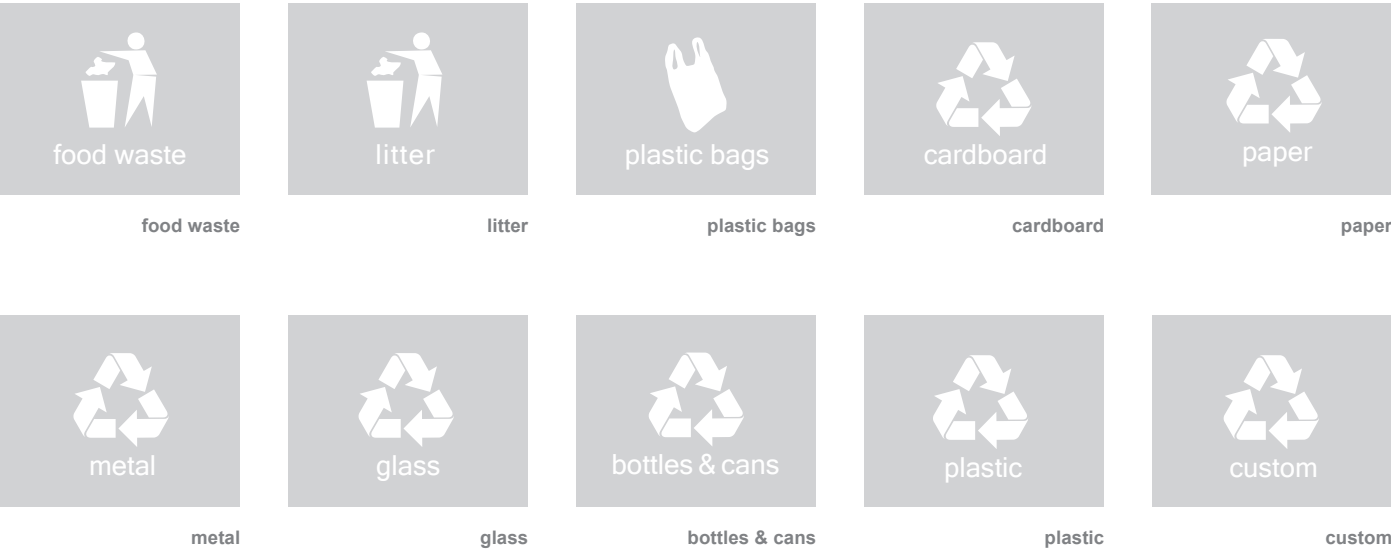
				
steel glacier white (g)	steel light grey (g)	steel middle grey (g)	steel black (g)	steel pebble (g)
				
steel beige (g)	steel chocolate (g)	steel yellow (g)	steel honey (g)	steel sunset orange (g)
				
steel orange (g)	steel red (g)	steel crimson red (g)	steel plum (g)	steel sky blue (g)
				
steel royal blue (g)	steel wizard blue (g)	steel soot (g)	steel forest green (g)	steel grass green (g)
				
steel swamp (g)	steel cactus (g)	steel chartreuse (g)	steel paladin silver (sg)(m)	steel lead (sg)(m)

3. body graphics


			
vinyl white (g)	vinyl dark grey (g)	vinyl black (g)	vinyl dark blue (g)

colors and finishes are approximate, samples available upon request

4. receptacle type



5. opening



colors and finishes are approximate, samples available upon request

Need to find out how much your design will cost? Just fill out the estimation form and you will be contacted to discuss your project. If you have a unique finish or exotic material in mind for a certain component that we do not list, fill in the appropriate field with the manufacturer's product code or a short description. Components listed as optional are not required to have a complete product. Have multiple designs in mind? Just fill out and fax or email a seperate form for each configuration.

product information

product	<u>kyte recycling receptacle</u>	quantity	<u></u>
size/mounting method	<u></u>	lid	<u></u>
body	<u></u>	body graphic	<u></u>
receptacle type	<u></u>	opening	<u></u>

If custom, please indicate the receptacle type

client information

name	<u></u>
company	<u></u>
address	<u></u>
telephone number	<u></u>
fax number	<u></u>
email address	<u></u>

project information

delivery address	<u></u>
delivery date	<u></u>
project name	<u></u>
project location	<u></u>